

cev.fr



Advanced HD performance in a compact, uncomplicated

The companion model to the GY-HD100, this HDV/DV spooler is designed to transfer video and audio data to a non-linear editing system. Optimized for use with a wide variety of existing systems and formats, this unit features switchable HDV and DV modes and analog outputs. You can also connect it to a plasma or LCD panels equipped with an HDMI connector and use it as a low-cost viewer. With its low cost and high flexibility, the BR-HD50 is ideal for any facility looking for a smooth upgrade path from standard definition to HD.

Professional design

HDV recording

As the HDV format uses the same recording track pitch as Professional DV, the BR-HD50 can record signals in either standard or high definition depending on the user's needs.

Multi-format output/Cross-converter function

A sophisticated cross-converter function enables output not only of 720p signals, but also 1080i, 480/576p and 480/576i signals. Plus, thanks to switchable HDV and DV recording mode functionality along with DVCAM playback, you'll have no problems adding this recorder/player to your existing editing system.

HDV international compatibility

Switch between HDV 60 Hz or 50 Hz base as required, allowing recording and playback of 720/25p and 576/50p in addition to 720/24p/30p and 480/60p. This makes it easy to work with internationally sourced material and transfer it to a non-linear system for editing and then archiving to tape. You can also record to Standard DV or Mini DV tape in either HDV 60 Hz or 50 Hz base format.

*Cannot be used as an HDV 60 Hz/50 Hz converter. The BR-HD50U can record and play back signals in both HDV 60 Hz and 50 Hz formats.



Recording system

The BR-HD50U can record HDV format 720/30p/25p/24p, 480/60p or 576/50p video and DV format 480/60i and 480/24p video.

Standard DV/Mini DV compatible mechanism

Proven on ProfessionalDV VCRs, this mechanism provides not only improved running stability, but also accommodates both Standard DV and Mini DV format cassettes without any adapter.

DVCAM playback capability (SD)


DVCAM recordings can be played back directly on the BR-HD50. This makes it easy to use DVCAM recordings as source material for editing.

Stable high picture quality

Auto error correction system

JVC has developed an auto error correction system that operates on a frame-by-frame basis to ensure accurate error compensation during playback. After optimally calibrating the playback RF waveform with a pre-filter circuit, the VCO (voltage control oscillator) control voltage is changed so that the data reading



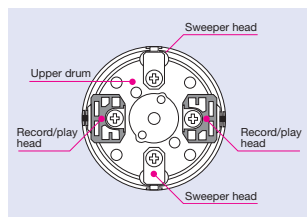


recorder/player with multi-format video output

clock phase is shifted to the position where the error rate is lowest. The result is accurate, consistent suppression of block noise and reliable, professional-standard performance at all times.

Sweeper heads

During recording and playback, to reduce the block noise which is caused by dust adhering to the heads, our HDV/DV camcorder and recorders incorporate an advanced drum assembly with specially designed “sweeper” heads. These dummy heads sweep off any magnetic material dropped by the tape or any dust that may have entered from outside the unit.



Various interfaces

HDMI OUT

The BR-HD50 is equipped with an all-in-one HDMI output for direct digital connection to the latest high-definition projector and LCD displays.

RS-422A interface

For compatibility with the widest range of editing systems, the BR-HD50 is equipped with an industry-standard RS-422A interface, allowing easy integration with high-grade NLE systems.

IEEE 1394 interface

For lossless dubbing and recording of both HD and SD programs, compressed HD (MPEG-2) or SD (DV) digital signals can be input or output to or from external devices such as a non-linear editing system. A front panel switch allows you to switch easily between SD and HD.

Versatile analog connections

In addition to IEEE 1394 input/output, the BR-HD50 is equipped with analog component (BNC) output connectors for HD and SD. Y/C

input/output connectors (SD mode) and composite input/output (BNC) connectors (SD mode) are also available.

User-friendly design

Large full counter

A big 8-digit LED display on the front panel displays time code, user bits and VTR status.

Audio indicator

This indicator lights whenever audio signals are input. Also, it provides a convenient way to check for the presence of audio signals during tape playback.

High-speed time code search/blank search

The built-in time code generator provides preset, rec run and regen time codes. The DV 20x search function (100x max. in the FF or REW mode) and the HD 8.5x forward search function (6.5x in reverse), provides super-fast access to any desired point on the tape.

Continuous recording

When a camcorder is connected to the BR-HD50 via the IEEE 1394 connector, the BR-HD50 will start recording 5 minutes before the tape in the camcorder ends. This enables continuous shooting for extended periods with no breaks in the recording.

On-screen menu

Systematic, easy-to-understand menu screens simplify setting and operation procedures. Menu setting can be done using either the buttons on the front panel.





Other features

- Lock audio (16-bit, 48 kHz only)
- Time code reader/generator
- Headphone connector
- Contact closure recording
- Repeat playback
- Wired remote control

Options and related equipment

CAMCORDER OPTIONS

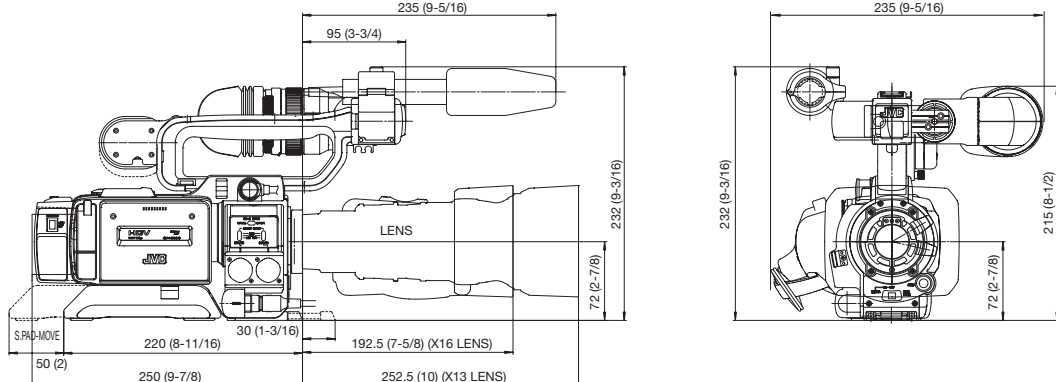
<p>1/3" Wide zoom lens</p>  <p>(Fujinon)</p> <p>■ Th13x3.5BRMU</p>	<p>1/3" Zoom lens</p>  <p>(Fujinon)</p> <p>■ Th16x5.5BRMU</p>	<p>1/2" Bayonet mount converter</p>  <p>■ ACM-12</p>	<p>Wide converter</p>  <p>■ WCV-82SC</p>	<p>AC adapter/Battery charger</p>  <p>■ AA-P30</p>
<p>Lithium-ion battery</p>  <p>■ BN-V428 ■ BN-V438</p>	<p>Microphone</p>  <p>■ MV-P615 ■ MV-P618</p>	<p>Manual zoom control</p>  <p>■ HZ-ZS13BU</p>	<p>Manual focus control</p>  <p>■ HZ-FM13* (Fujinon) ■ HZ-FM15 (Canon) ■ HZ-FM500 for Th16X5.5BRMU</p> <p><small>*The HZ-FM13 cannot be used for S14 and Th16 lenses.</small></p>	<p>V mount adapter & Tripod Base</p>

<p>HARD DISK DRIVES</p>  <p>■ DR-HD100-40 ■ DR-HD100-80</p>	<p>ProHD TAPES</p>  <p>■ M-DV63HD ProHD tapes (miniDV size)</p>	<p>DV TAPES</p>  <p>■ LA-DV276PRO ■ LA-DV186PRO ■ LA-DV124PRO Standard DV tapes ■ M-DV12CL MiniDV cleaning tape</p>	<p>RELATED EQUIPMENT</p>  <p>■ CU-VH1 HD portable digital player/ recorder</p>
--	--	--	--

DIMENSIONS

Unit: mm (inches)

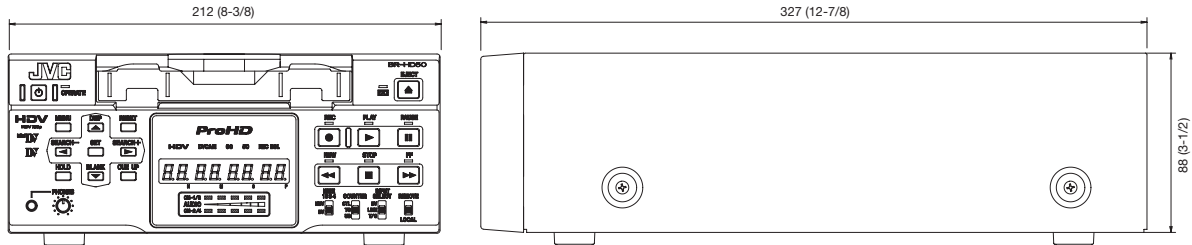
■ GY-HD100



235 (9-5/16)
95 (3-3/4)
232 (9-3/16)
72 (2-7/8)
220 (8-11/16) 30 (1-3/16) 192.5 (7-5/8) (X16 LENS)
50 (2) 250 (9-7/8) 252.5 (10) (X13 LENS)

235 (9-5/16)
232 (9-3/16)
215 (8-1/2)
72 (2-7/8)

■ BR-HD50



212 (8-3/8)
327 (12-7/8)
88 (3-1/2)

Specifications

GY-HD100

[General]

Power requirements: DC 7.2 V
 Power consumption: Approx. 17 W (in the Record mode)
 Dimensions: 9-1/4" (W) x 9-1/8" (H) x 12-3/8" (D)/235 (W) x 232 (H) x 315 (D) mm
 Weight: 6.9 lbs./3.1 kg (including lens (Th16x5.5BRMU), viewfinder, battery, microphone and tape)
 Temperature
 Operating: 32°F to 104°F/0°C to 40°C
 Storage: -4°F to 140°F/-20°C to 60°C
 Humidity
 Operating: 30% to 80% RH
 Storage: 85% RH or less

[Camera section]

Image pickup device: 1/3" interline-transfer CCDs
 Color separation optical system: F1.4, 3-color separation prism
 Number of total pixels: Approx. 1,110,000 pixels
 Color bars: SMPTE type
 Sync system: Internal sync (built-in SSG)
 Lens mount: 1/3" bayonet system
 ND filter: 1/4ND, +1/16ND
 Gain: 0, 3, 6, 9, 12, 15, 18 dB, ALC
 Electronic shutter:
 Standard value: 59.94 Hz
 Fixed values: 7.5 - 10,000 Hz, 11 steps (HDV HD30p/HDV SD60p/DV 60i mode)
 6 - 10,000 Hz, 12 steps (HDV HD24p/ DV 24p mode)
 Variable scan: 60.2 to 1,998.0 Hz (HDV HD30p/HDV SD60p/DV 60i mode),
 48.12 to 1,998.0 Hz (HDV 24p/DV 24p mode)

[VTR section]

Video
 Recording format: 720/24p, 720/25p, 720/30p, 576/50p, 480/60p
 480/24p, 480/60i
 Video Format:

[HDV]

Video signal recording format: HDV720p format, 8-bit, 19.7 Mbps
 Compression: MPEG-2 video (profile & level: MP@H-14)

[DV]

Video signal recording format: DV format, 8-bit, 25 Mbps
 Compression: DV compression, 4:1:1

Audio

[HDV]

Audio signal recording format: MPEG1 Audio Layer II

[DV]

Audio signal recording format: 16-bit (locked audio), 48 kHz PCM for 2 channels or 12-bit, 32 kHz PCM for 4 channels
 Usable tape: Mini DV tape
 Tape speed: 18.8 mm/sec.
 Record/play time: 63 minutes (with an M-DV63PROHD tape)

[Connectors]

Analog composite output: 1.0 V (p-p), 75 ohms, unbalanced (RCA)

Analog component output:

Y: 1.0 V (p-p), 75 ohms, unbalanced (RCA)

PB/PR: 0.7 V (p-p), 75 ohms, unbalanced (RCA)

Audio inputs

Mic: -60 dBs, 3 kohms, balanced (XLR), +48 V output for phantom power supply

Line: +4 dBs, 10 kohms, balanced (XLR)

Audio outputs: -6 dBs, low impedance, unbalanced (stereo mini-jack)

Earphone jack: -17 dBs to -60 dBs, 8-ohm impedance (stereo mini-jack x2)

IEEE1394 connector: 6-pin

[Accessories provided]

Battery (BN-V426) x 1, AC adapter/battery charger (AA-P30) x 1, AC cable x 1, DC cable x 1, Audio cable x 1, Lens (Th16x5.5BRM) x 1, Microphone x 1,

BR-HD50

[General]

Power requirements: DC 12 V (from provided 12 V, 3.5 A AC adapter)
 Power consumption: Approx. 20 W
 Dimensions: 8-3/8" (W) x 3-1/2" (H) x 12-7/8" (D)/212 (W) x 88 (H) x 327 (D) mm
 Weight: Approx. 8.6 lbs./3.9 kg
 Temperature
 Operating: 41°F to 104°F/5°C to 40°C
 Storage: -4°F to 140°F/-20°C to 60°C
 Humidity
 Operating: 30% to 80% RH
 Storage: 85% RH or less

[Video]

Recording format: 720/24p, 720/25p, 720/30p, 576/50p, 480/60p
 480/24p, 480/60i

Video Format:

[HDV]

Video signal recording format: HDV720p format, 8-bit, 19.7 Mbps

Compression: MPEG-2 video (profile & level: MP@H-14)

[DV]

Video signal recording format: DV format, 8-bit, 25 Mbps

Compression: DV format, 4:1:1

[Audio]

[HDV]

Audio signal recording format: MPEG1 Audio Layer I

[DV]

Audio signal recording format: 16-bit (locked audio), 48 kHz PCM for 2 channels or 12-bit, 32 kHz PCM for 4 channels

Usable tape: Standard/Mini DV tape

Tape speed: 18.8 mm/sec.

Record/play time: 276 minutes (with LA-DV276PRO tape),

63 minutes (with an M-DV63PROHD tape)

[Connectors]

Video

[HDV]

Video outputs

Analog component: Y: 1.0 V (p-p), 75 ohms (BNC)

PB/PR: 0.7 V (p-p), 75 ohms (BNC)

[DV]

Video inputs

Analog composite: 1.0 V (p-p), 75 ohms (BNC)

Analog Y/C: Y: 1.0 V (p-p), 75 ohms

C: 0.286 V (p-p), 75 ohms (4-pin)

Video outputs

Analog composite: 1.0 V (p-p), 75 ohms (BNC)

Analog Y/C: Y: 1.0 V (p-p), 75 ohms

C: 0.286 V (p-p), 75 ohms (4-pin)

Analog component: Y: 1.0 V (p-p), 75 ohms (BNC)

PB/PR: 0.7 V (p-p), 75 ohms (BNC)

Audio

Audio inputs

Line: -8 dBs, 10 kohms, unbalanced (RCA)

Audio output

Line: -8 dBs, 1 k-ohm, unbalanced (RCA)

Headphones: -∞ to -15 dBs (8 ohms) (Stereo mini jack)

HDMI output: 19-pin

IEEE 1394 interface: 6-pin

RS-422 interface: D-sub 9-pin

Serial remote interface: Mini jack

[Accessories provided]

AC adapter (AA-G30) x 1, AC cable x 1

GY-HD100

Recording/playback format

	Recording		Component out		Video out	E/ECK	U
	Shooting	Tape	IEEE1394	(IE)			
HDV	720p 30	←	←	720p 60	480i 60	0	0
	720p 25	←	←	720p 50	576i 50	0	0
	720p 23.98	←	←	720p 60	480i 60	0	0
	480p 60	←	←	480p 60	480i 60	0	0
	576p 50	←	←	576p 50	576i 50	0	0
DV	480i 60	←	←	←	480i 60	0	0
	576i 50	←	←	←	576i 50	0	0
	480i 60 (23.98)	←	←	←	480i 60	0	0
	576i 50 (25)	←	←	←	576i 50	0	0
		←	←	←	576i 50	0	0
	Playback		Component out/HDMI out		Video out	E/ECK	U
	IEEE1394	480 or 576i	480 or 576p	1080i			
HDV	720p 60	←		1080i 60	720p 60	480i 60	0
	720p 30	←		1080i 50	720p 50	576i 50	0
	720p 25	←		1080i 60	720p 60	480i 60	0
	720p 23.98	←		1080i 50	720p 50	576i 50	0
	480p 60	←	480p 60	1080i 60	720p 60	480i 60	0
DV	576p 50	←	576p 50	1080i 50	720p 50	576i 50	0
	480i 60	←				480i 60	0
	576i 50	←	480i 60			576i 50	0
	480i 23.98	←	480i 60			480i 60	0
	576p 25	←	576i 50			576i 50	0
	Recording (IEEE1394 input)		Component out/HDMI out		Video out	E	U
	Tape	480 or 576i	480 or 576p	1080i			
HDV	720p 30	←		1080i 60	720p 60	480i 60	0
	720p 25	←		1080i 50	720p 50	576i 50	0
	720p 23.98	←		1080i 60	720p 60	480i 60	0
	480p 60	←	480p 60	1080i 60	720p 60	480i 60	0
	576p 50	←	576p 50	1080i 50	720p 50	576i 50	0
DV	480i 60	←	480i 60			480i 60	0
	576i 50	←	576i 50			576i 50	0
	480i 23.98	←	480i 60			480i 60	0
	576p 25	←	576i 50			576i 50	0
		←	576i 50			576i 50	0

BR-HD50

Recording/playback format

	Recording		Component out/		Video out	E	U
	(Analog output)	Tape	IEEE 1394	HDMI out			
DV	480i 60	←	←	A	480i 60	0	0
	576i 50	←	←	B	576i 50	0	0
		←	←				
	Playback		Component out/		Video out	E	U
	IEEE 1394	Tape	IEEE 1394	HDMI out			
HDV	720p 60	←	←	A (Upgrade resulted)	480i 60 (Upgrade resulted)	0	0
	720p 30	←	←	A	480i 60	0	0
	720p 25	←	←	B (Upgrade resulted)	576i 50 (Upgrade resulted)	0	0
	720p 23.98	←	←	B	576i 50	0	0
	480p 60	←	←	A	480i 60	0	0
DV	480p 60	←	←	A	480i 60	0	0
	576p 50	←	←	B	576i 50	0	0
	480i 60	←	←	A	480i 60	0	0
	480i 60 (23.98)	←	←	A	480i 60	0	0
	576i 50 (25)	←	←	B	576i 50	0	0
	Recording (IEEE1394 output)		Component out/		Video out	E	U
	Tape	480 or 576i	480 or 576p	HDMI out			
HDV	720p 30	←		A	480i 60	0	0
	720p 25	←		B	576i 50	0	0
	720p 23.98	←		A	480i 60	0	0
	480p 60	←	480p 60	A	480i 60	0	0
	576p 50	←	576p 50	B	576i 50	0	0
DV	480i 60	←	480i 60	A	480i 60	0	0
	576i 50	←	576i 50	B	576i 50	0	0
	480i 60 (23.98)	←	480i 60	A	480i 60	0	0
	576p 25	←	576i 50	B	576i 50	0	0
		←	576i 50	B	576i 50	0	0

A: 720p 60, 480p 60, 1080i 60, 480i 60 B: 720p 50, 576p 50, 1080i 50, 576i 50 Note: 30 = 29.97 Hz 60 = 59.94 Hz
 *Tapes recorded in HDV1080i format cannot be played back by GY-HD100 and BR-HD50.